



THANET **COMMUNITY**
SAFETY PARTNERSHIP



STRATEGIC ASSESSMENT

Thanet Community Safety
Partnership

2024

KEY PRIORITIES



THANET **COMMUNITY**
SAFETY PARTNERSHIP

The Thanet Community Safety Partnership priorities for the 3-Year Community Safety Plan for 2023-2026 focus on the following key themes:



DEMOGRAPHICS



THANET COMMUNITY
SAFETY PARTNERSHIP

Population

Thanet's population in 2024 is estimated to be approximately 145,700¹. This is a growth of 5.2% over the last 10 years and is 8.8% of the estimated Kent population. It is the 4th largest district in the KCC area. In Thanet, the population size has increased by 4.8%,² from around 134,200 in 2011 to 140,600 in 2021. This is lower than the overall increase for England (6.6%), and the South East. Current forecasts suggest the population will increase a further 24.9% by 2041. This is the 3rd highest rate of growth expected for any Kent district and is higher than the county average of 20.1%.

Age Profiles

Thanet's average (mean) age is 43.6 years which is the 3rd highest in Kent and above the Kent average (41.7 years) (see Figure 1). There continues to be a much higher proportion of 65+ at 23.9% compared to the Kent average of 20.4% and an England average of 18.6%. There is a lower proportion of all age groups younger than 55 than the averages for Kent

Figure 1

Average Age, Mid 2022

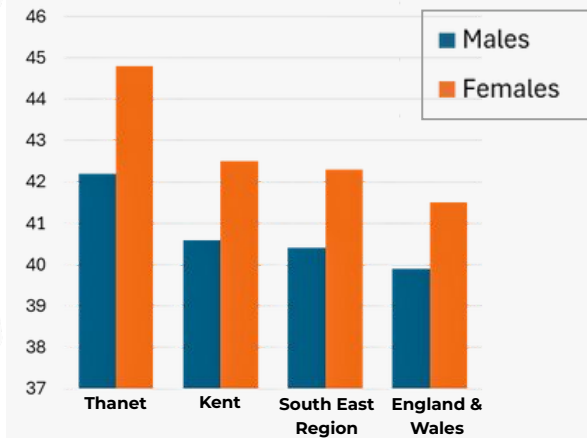
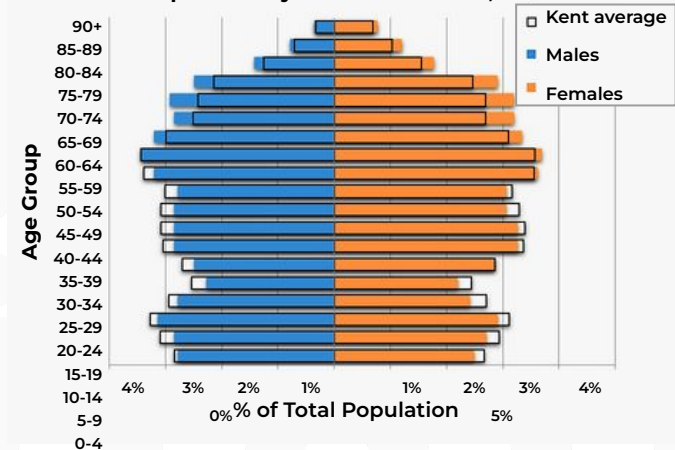


Figure 2

Population by Gender in Thanet, 2022



1 KCC Housing Led Forecast 2021

2 ONS Census 2021

3 ONS Mid-Year Estimates 2022

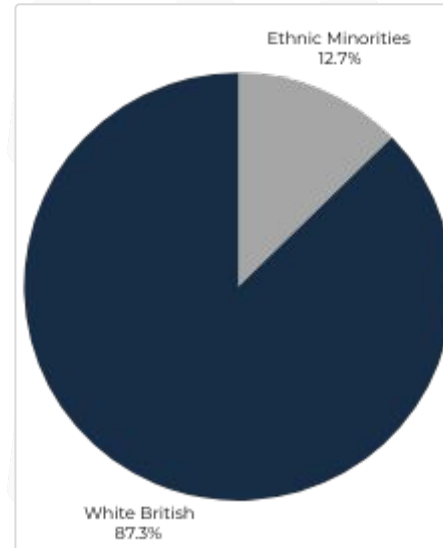
DEMOGRAPHICS



THANET COMMUNITY
SAFETY PARTNERSHIP

Ethnicity

Thanet continues to be the most deprived district in Kent and is the 34th most deprived district nationally (out of 317 local authorities). Of the 84 Lower Super Output Area's in Thanet, 35% are within the top 10% most deprived in England. Margate Central and Cliftonville West wards are the most deprived wards in Kent. Least deprived areas are found in the Bradstowe ward. See deprivation to the right.

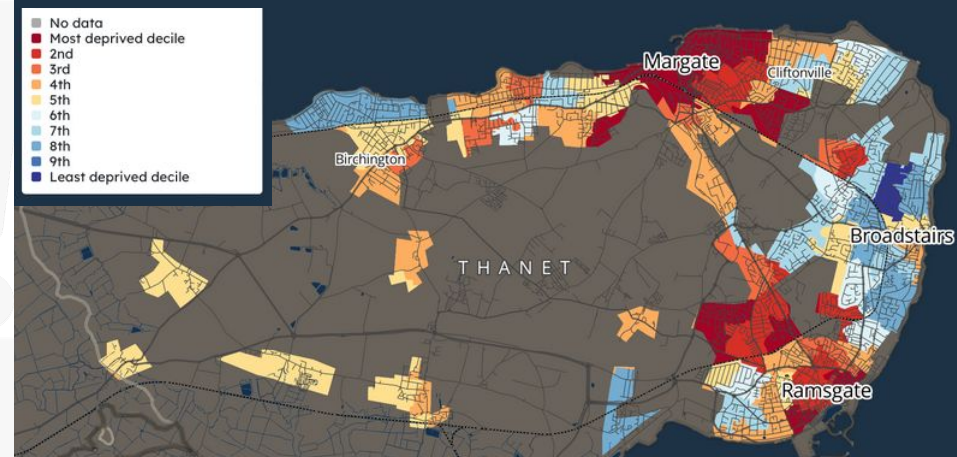


Deprivation

Unemployment

The rate of unemployment in Thanet has maintained between January 2023 and 2024 at 5.6%. This rate is still much higher than the unemployment rate in Kent (3.4%) and the UK (3.7%) despite these rates increasing in the last year. Margate Central is the ward with the greatest unemployment rate at 11.4% whilst Kingsgate has the lowest at 1.8%.

A map of the Lower Super Output Areas in Thanet representing relative deprivation across the UK.



4 ONS Census 2021

5 Index of Multiple Deprivation 2019

6 NOMIS Claimant Count Jan 23 and Jan 24

Reducing Serious Violence



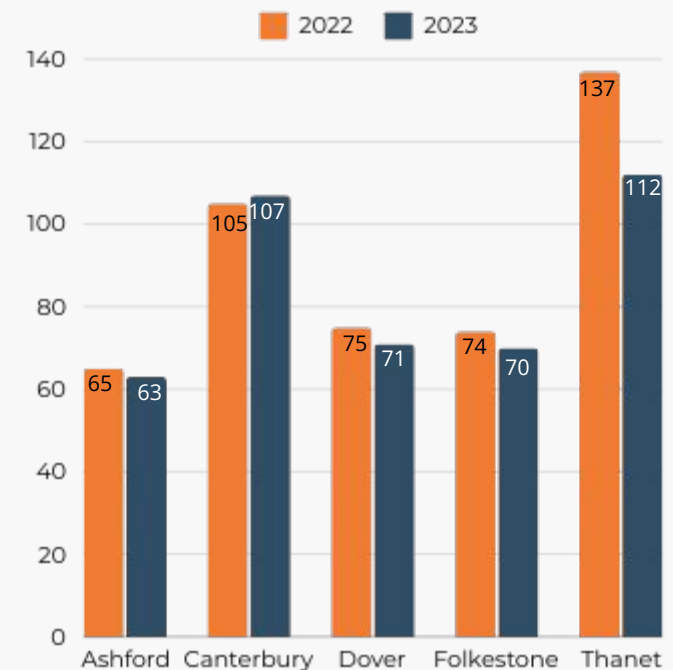
THANET COMMUNITY
SAFETY PARTNERSHIP

Serious Violent Crimes

Thanet sits within the East Division: Thanet, Dover, Canterbury, Ashford, Folkestone and Hythe. There were a total of 423 serious violent crimes in the division this year (2023) compared to 456 total last year (2022). In 2023, Thanet accounted for 112 of these (22%). This has reduced from 30% in 2022. This is also an 18.2% improvement on last year for Thanet which is the largest improvement made in the division.

Thanet is also ranked highest for violent crime overall accounting for 8054 violent crimes out of 30,090 across the division (27%).

Serious Violent Crime Offences in the East Division in 2022 and 2023



Reducing Serious Violence

Violent Crimes Against a Person

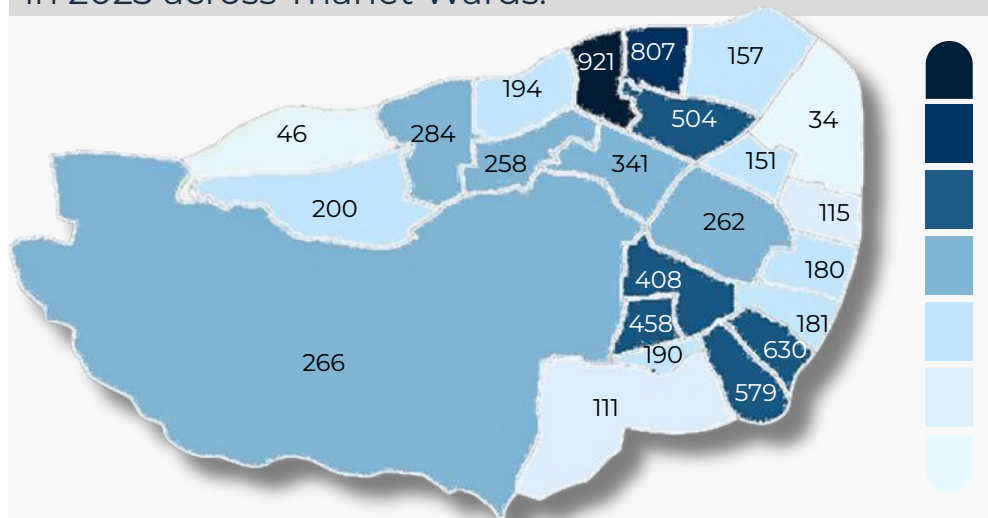


THANET COMMUNITY SAFETY PARTNERSHIP

There were 7340 violent crimes against a person recorded in Thanet in 2023, this accounted for 26.9% of those recorded in the East Kent division and places Thanet as recording the greatest number of crimes in all 12 Kent districts. This was 10.3% less crimes recorded than in 2022 which is in line with the average reduction of 9.1% in the East division.



Number of violent crimes against a person reported in 2023 across Thanet Wards.



Margate Central and Cliftonville West continue to be the wards with the greatest number of violent crimes against the person with 24% of the total crimes reported in these two wards.

*Numbers represent number of violent crimes against a person in that ward.

Reducing Serious Violence

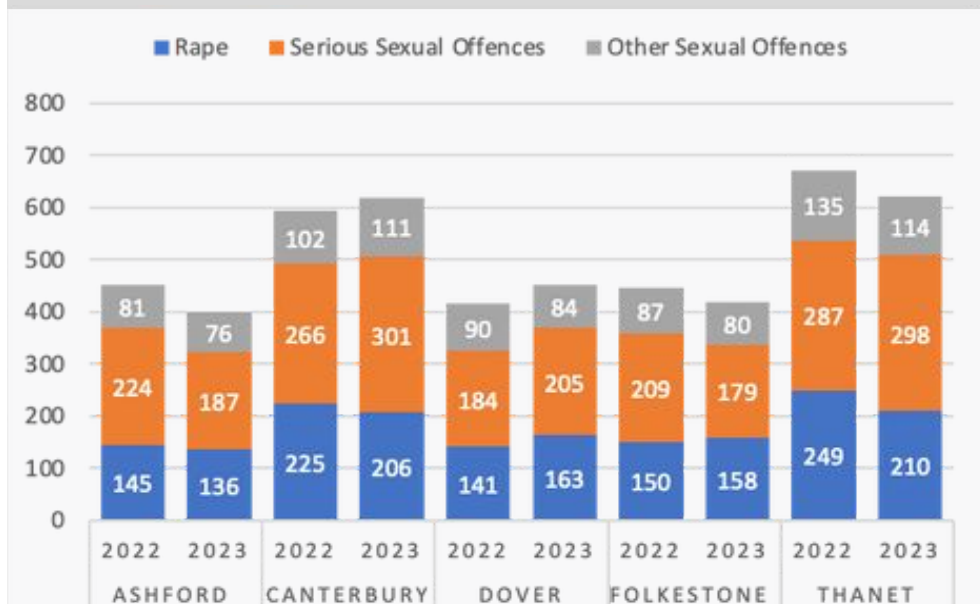


THANET COMMUNITY
SAFETY PARTNERSHIP

Sexual Offences

- Thanet is ranked highest for number of sexual offences out of all 12 Kent districts with 622 sexual offences reported in 2023. Separating by behaviour type, Thanet ranks highest for rape and other sexual offences but ranks 2nd for serious sexual offences behind Canterbury.
- There was a 7.3% reduction in the number of sexual offences in Thanet in 2023 compared to 2022. This is above the average reduction for the East Division (-2.6%) and the entire Kent & Medway force (-4.9%).

Sexual Offences in the East Division in 2022 and 2023.



Reducing Serious Violence



THANET COMMUNITY SAFETY PARTNERSHIP

Sexual Offences

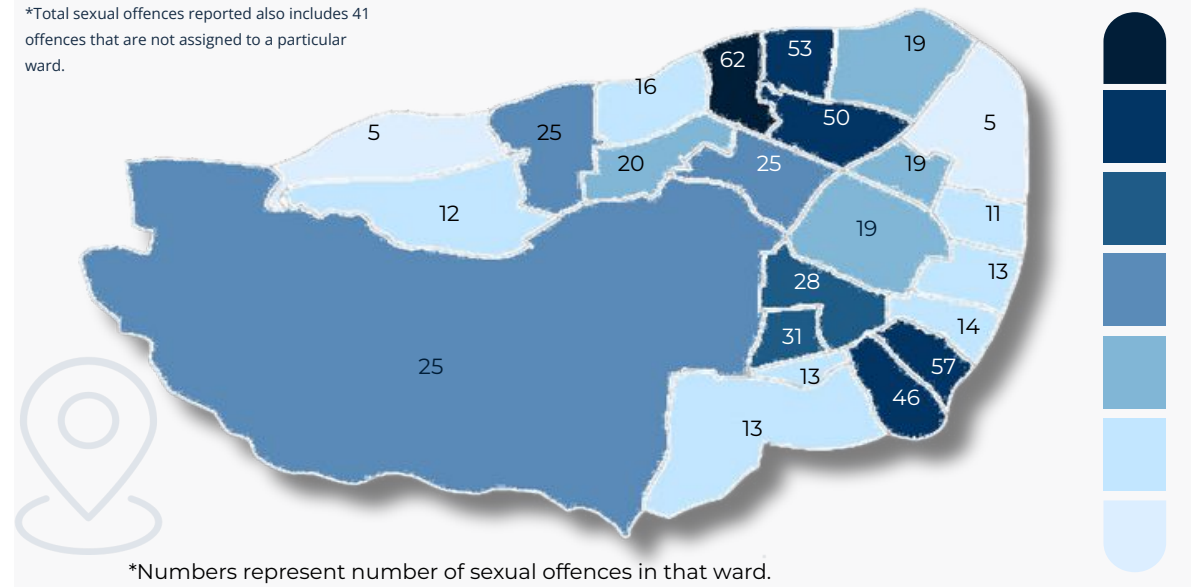
- Margate Central Ward continues to have the highest number of sexual offences reported in Thanet followed by Eastcliff Ward and Cliftonville West Ward. Whilst these three wards remain the highest reporters of sexual offences, they have all seen reductions of between 16.2% and 25.4% compared to last year.

- The Dane Valley Ward has seen a concerning increase in sexual offences in 2023 compared to 2022. A 72.4% increase in number of sexual offences reported means that it has now moved to the 4th highest ward for the most sexual offences reported.

- There is a pattern of the highest reporting wards from 2022 seeing reductions in 2023 whilst the lowest reporting wards from 2022 are seeing increases in reports in 2023.

Heatmap of number of sexual offences reported in 2023 across Thanet wards.

*Total sexual offences reported also includes 41 offences that are not assigned to a particular ward.



Reducing Serious Violence

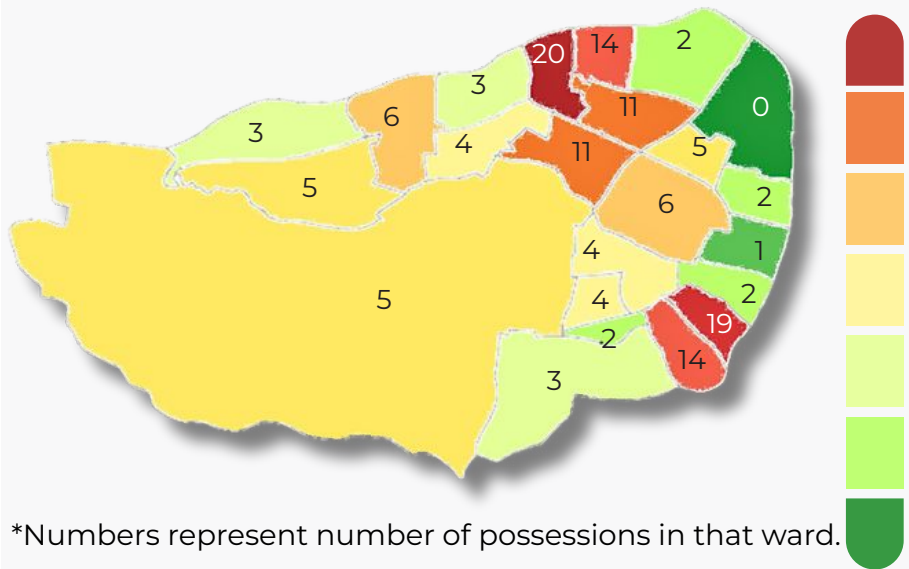


THANET COMMUNITY SAFETY PARTNERSHIP

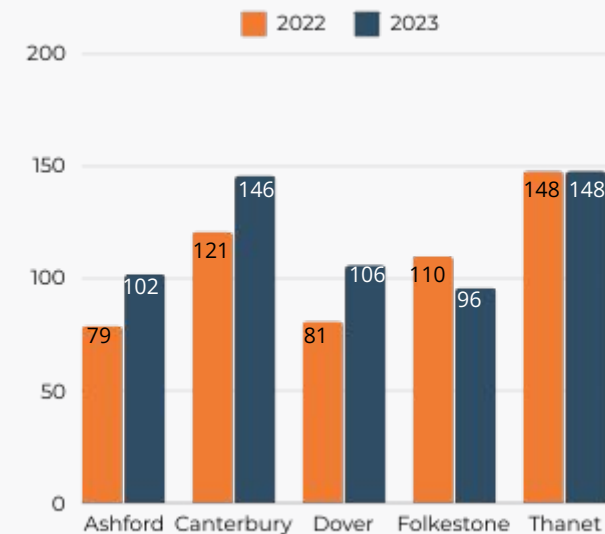
Possession of a Weapon

Thanet continues to have the highest number of weapon possessions in the East Kent Division in 2023. This number has not changed compared to 2022. On average there has been a 10.6% increase of recorded weapon possessions in the Division.

Heatmap of the number of possessions across Thanet wards in 2023.



Weapon Possession Offences in the East Division in 2022 and 2023



Reducing Serious Violence



THANET COMMUNITY SAFETY PARTNERSHIP


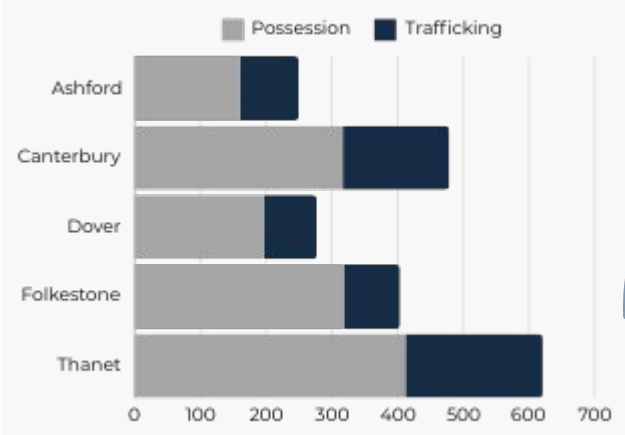
Drug Offences & County Lines

Drug Offences



- Drug offences are on the rise in Thanet with a 9.9% increase overall and a 30.6% increase in drug trafficking in the last year.
- It continues to be the district with the highest number of drug offences in the East Division and in Kent.
- The Margate Central ward accounts for almost 20% of all drug offences in Thanet.

Drug Offences in the East Division in 2023

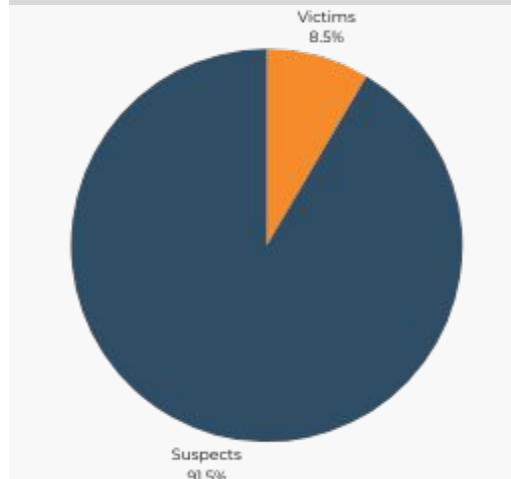


County Lines

In 2023, 43 suspects of a GRIP recorded offence were identified as linked to county lines. There were also 4 victims of GRIP recorded offences that were identified as linked to county lines.

April 2023 - Feb 2024	Suspect	Victim	Total
Thanet	43	4	47

Referrals to CLICM, associated with a GRIP recorded offence.



As a new addition to the strategic assessment, the yearly trends on county lines will be comparable in upcoming years.



Reducing Serious Violence



THANET COMMUNITY SAFETY PARTNERSHIP

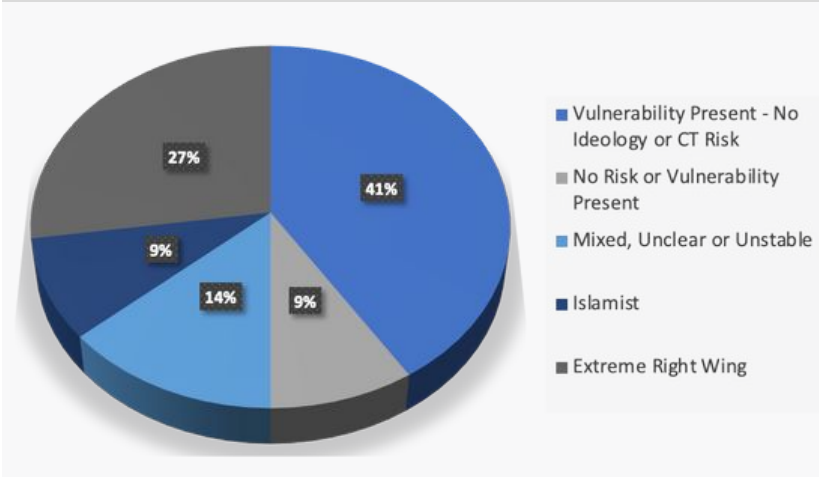
Prevent & Hate Crime

Kent and Medway is a Prevent priority area which has a fully funded Prevent Team.

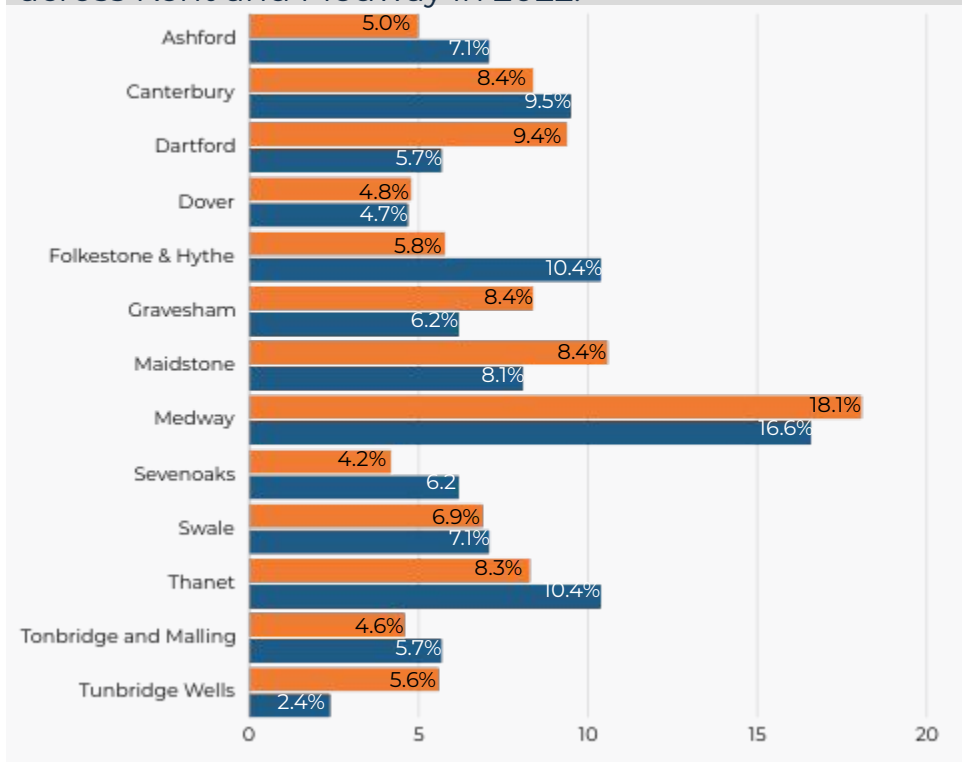
The total number of referrals for Thanet- accounted for 10.4% of all referrals across Kent and Medway during the year of 2022.

Thanet also accounted for 8.3% of all hate crime in Kent and Medway during 2022.

Nature of Prevent referrals in Thanet in 2022.



Distribution of all Prevent referrals and hate crimes across Kent and Medway in 2022.



Extreme Right-Wing Terrorism was the most prevalent Ideology (where present). Thanet and Medway have the highest numbers of Extreme Right-Wing Terrorism in Kent.

Reducing Serious Violence

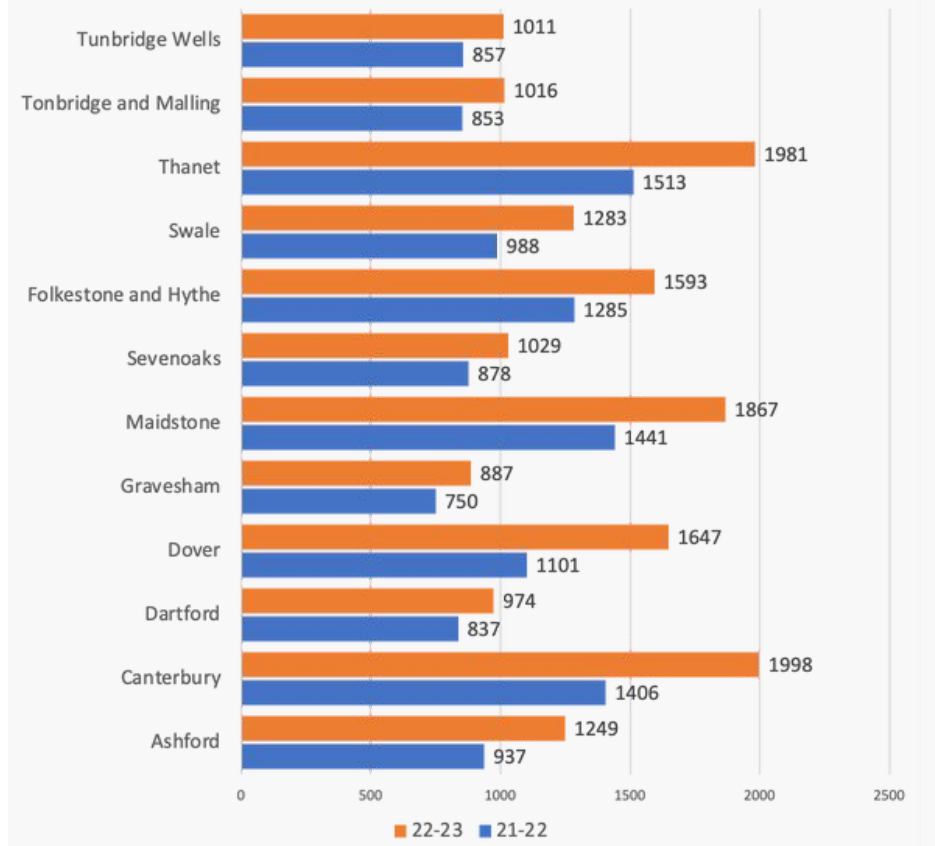
Safeguarding Adult Notifications



THANET COMMUNITY
SAFETY PARTNERSHIP

- The number of referrals in Thanet has increased by 468 (30.9%) in 2023. Despite the substantial increase, Thanet is no longer the district with the greatest number of referrals.
- Cliftonville West is the ward with the highest number of referrals within Thanet closely followed by Margate Central.
- In last years assessment, Cliftonville West and Margate Central were 3rd and 6th respectively out of 268 Kent wards for the highest number of referrals. This year they were 7th and 8th.

Number of Adult safeguarding referrals in Kent districts in 21-22 & 22-23.



Reducing Serious Violence

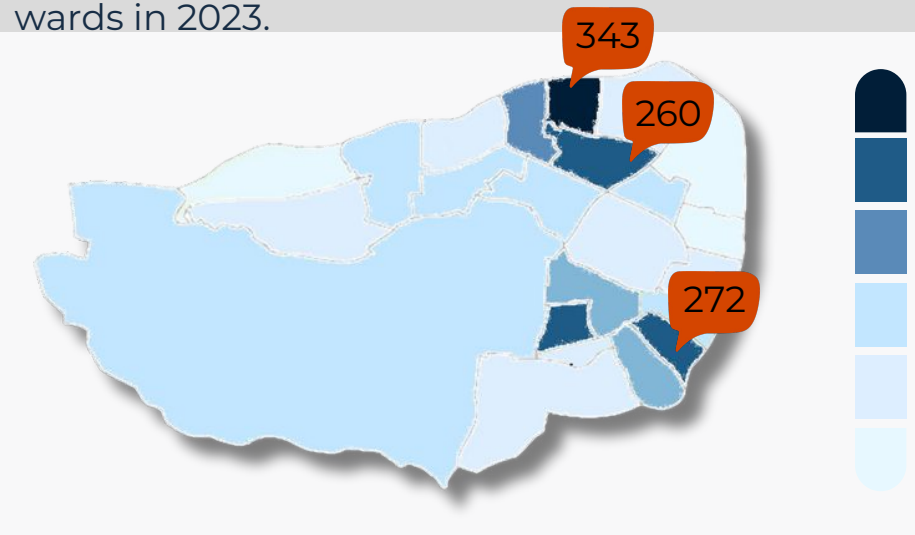


THANET COMMUNITY
SAFETY PARTNERSHIP

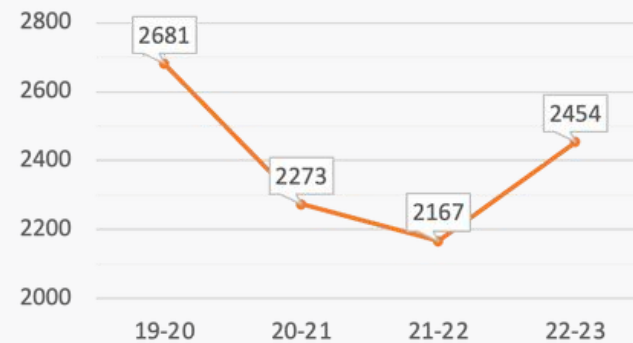
Safeguarding Children Notifications

- The number of child safeguarding referrals in Thanet for 2022-34 was 2454; this was a 13.24% increase on the 2,167 referrals in the previous year.
- Thanet remains the district with the second highest number of referrals in Kent, behind Swale.

Heatmap of the number of referrals across Thanet wards in 2023.



Number of Child safeguarding referrals in Thanet in 2019-2023.



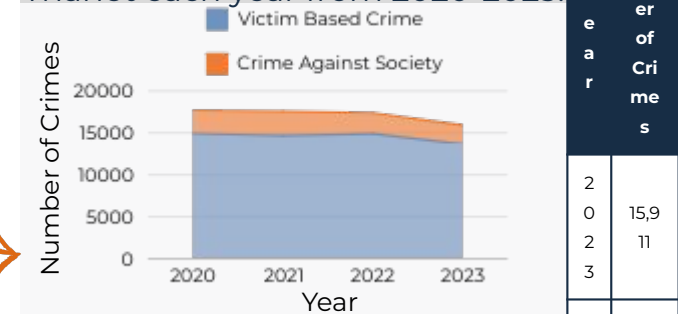
- Cliftonville West Ward has the highest number of referrals in Thanet followed by Eastcliff and Dane Valley.
- All 3 of these are also within the top 10 wards with the highest number of child safeguarding referrals across all 268 Kent wards.



Reducing Offending and Reoffending

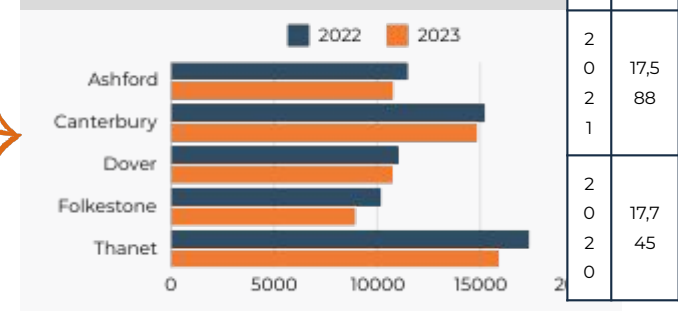
- The data below shows all recorded crimes in Thanet across each year. There was an 8.5% reduction in offending this year following several years of smaller 1% reductions.
- There were reductions in the total number of crimes recorded across the whole of the East Division in 2023 compared to 2022.

Number of crimes committed in Thanet each year from 2020-2023.



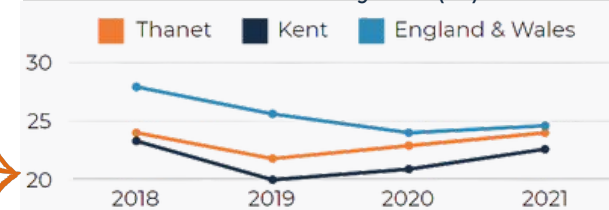
- Whilst Thanet remains the district with the highest crime rate, it did have a higher percentage reduction in crime than three out of the four other districts in the East Division.

Offending Rates in the East Division in 2022 and 2023



- The latest reoffending rates published are for the year 2021 cohort (reoffending in 2022). Thanet is consistently below the national average but above the average for Kent.
- However, Thanet has a greater number of average reoffences per reoffender (4.4) than the national average (3.6). The coming years will shed more light on re-offending rates post-pandemic.

Proportion of offenders that re-offend within one year (%).



Violence Against Women & Girls (VAWG)

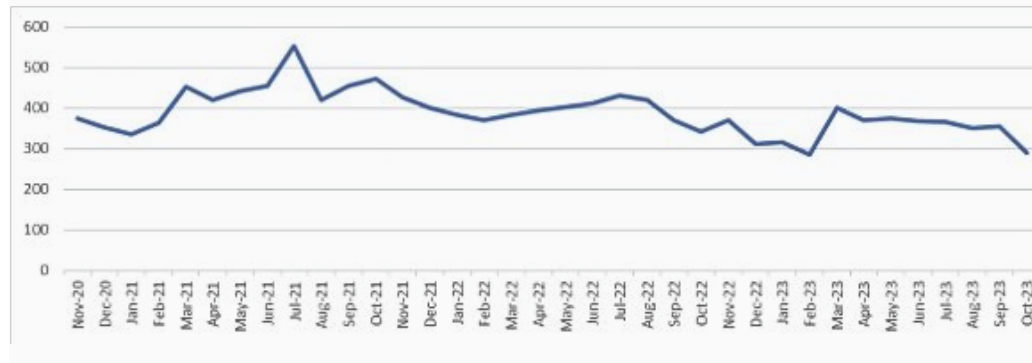


THANET COMMUNITY
SAFETY PARTNERSHIP

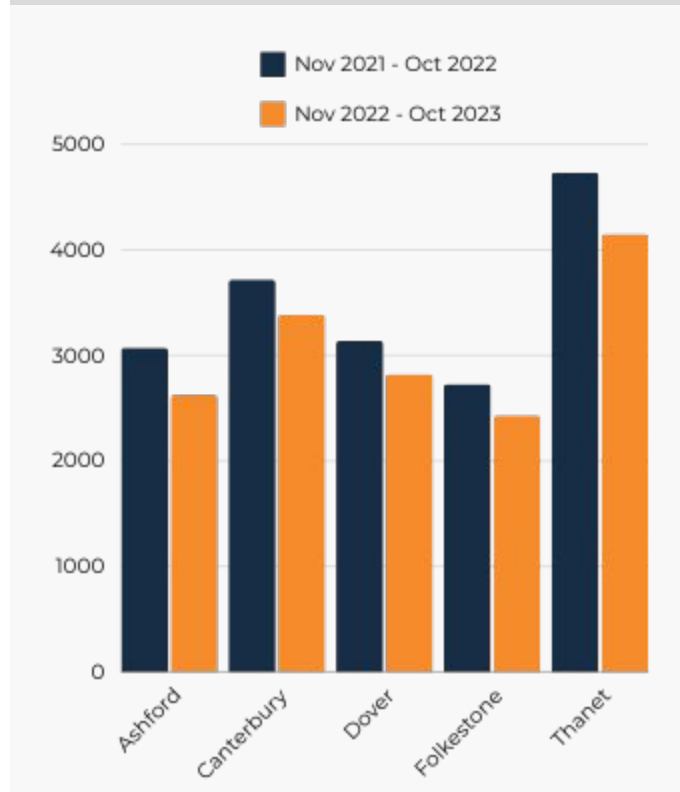
- There were 4152 total incidents of VAWG between November 2022 and October 2023.
- This was a 12.3% reduction compared to the previous year.
- Thanet has the highest number of VAWG incidents out of all 12 districts in Kent.



Three-year trend of VAWG incidents in Thanet.



Total number of VAWG incidents across districts in the East Division.





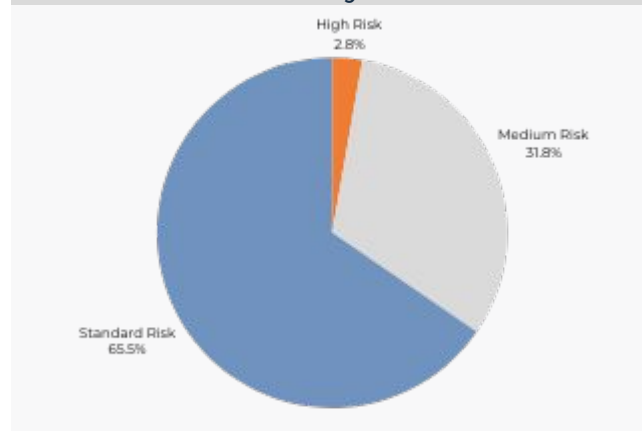
THANET **COMMUNITY**
SAFETY PARTNERSHIP



Domestic Abuse

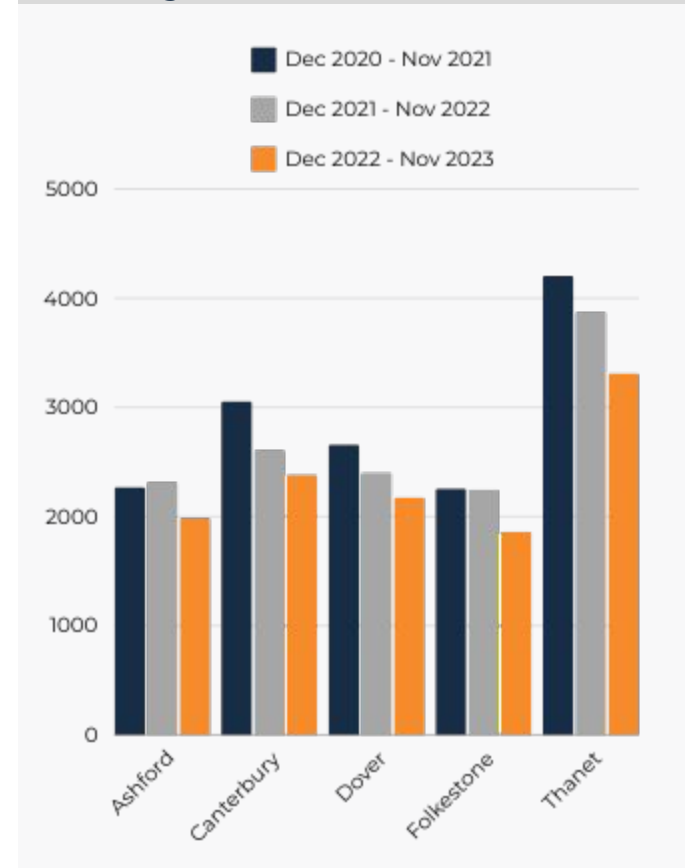
- The number of notifiable domestic abuse offences has continued to reduce across the East division this year.
- Thanet continues to have the highest number of total notifiable offences across Kent despite a 14.4% decrease.

Risk Categorisation of total notifiable offences in the last year.



- Thanet has more than halved the number of high risk referrals this year compared to last and seen a 22.4% reduction in medium risk referrals.

Total number of notifiable offences involving domestic abuse





Looked After Children (LAC)

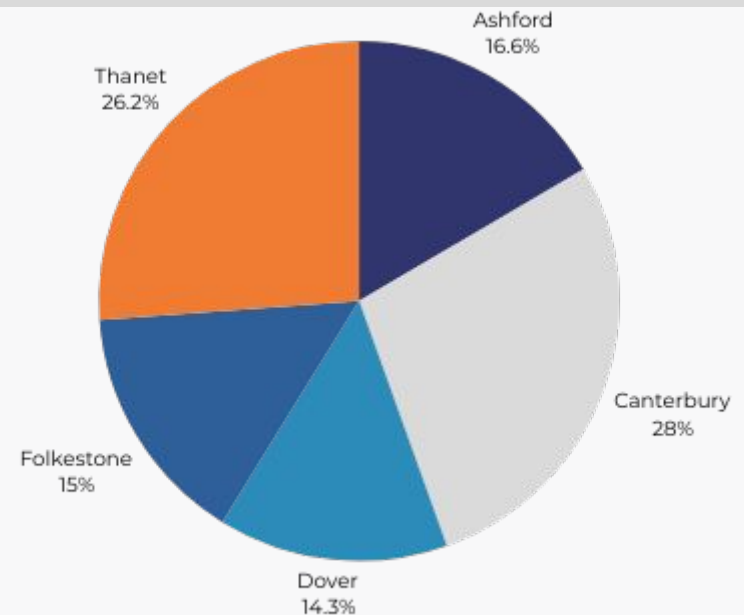
Oct 2021 - Sep 2022

During this timeframe there was a total of 269 looked- after children in Thanet with the highest number being located in Westgate on Sea (25) followed by Garlinge (21), then Central Harbour and Viking with 20.

Oct 2022 - Sep 2023

There were a total of 275 looked-after children in Thanet. The highest number of LAC were located in Cliftonville West (27), followed by Central Harbour (22) and Viking (21). Thanet is no longer the district with the most LAC in Kent, with Canterbury seeing a larger increase this year.

Proportion of LAC within the East Division in each District.





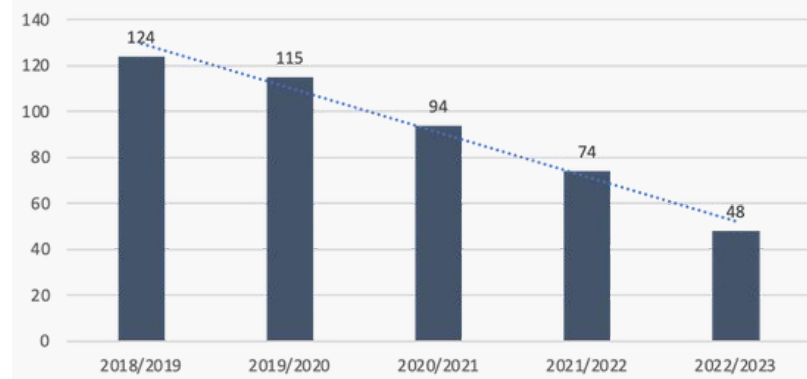
Mental Health

Section 136

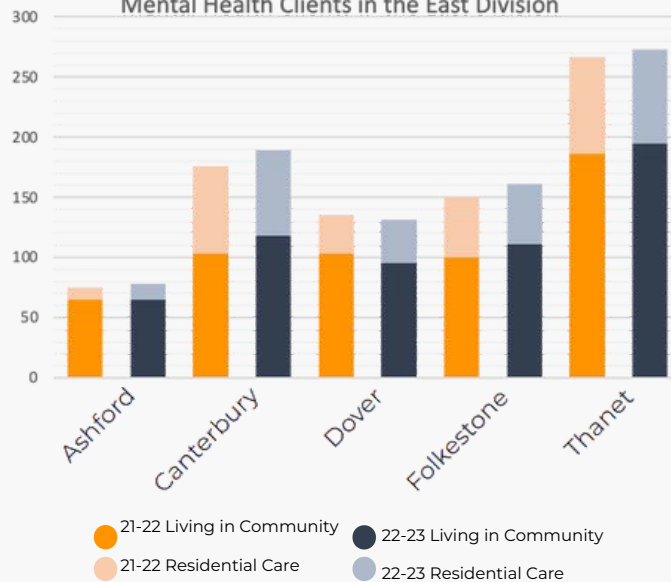
The number of people who have been sectioned under 136 by Kent Police in Thanet has steadily declined in the last 5 years.

* The previous years figures were mistakenly reported in the data provided, therefore the increases that were reported last year were not correct.

Uses of Section 136 in Thanet in the last 5 years.



Mental Health Clients in the East Division



All Mental Health Clients

The number of mental health clients in Thanet has increased again for the period 2022-2023 to 273. Of these, 71.4% are living in the community. Thanet continues to have the highest number of mental health clients in Kent.

Margate Central and Cliftonville West continue to be the wards with the highest number of clients across the past 3 years.



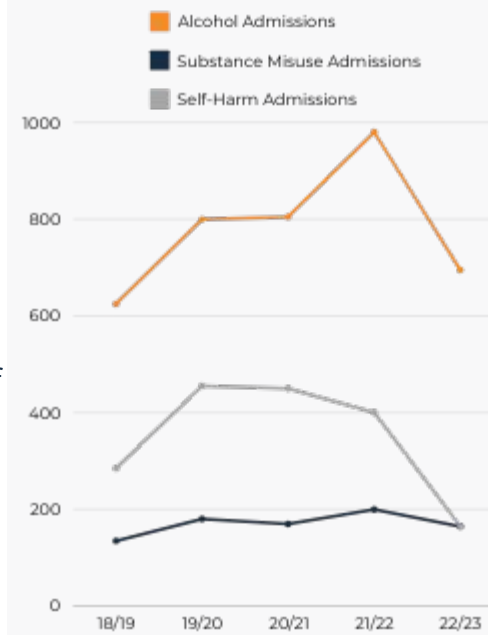
THANET COMMUNITY
SAFETY PARTNERSHIP

Safeguarding Vulnerability

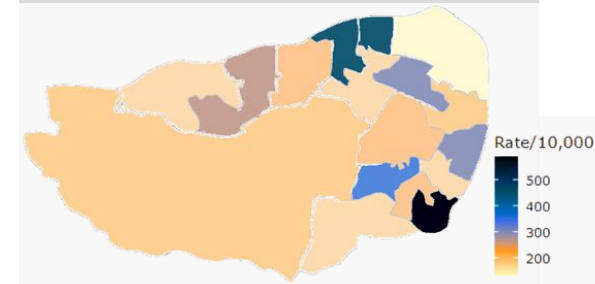
Hospital Admissions Data

- The number of emergency admissions for all three indicators reduced between 2021/22 and 2022/23. Admissions for both alcohol and substance misuse remain higher than records from 2018/19. Alcohol and substance misuse admissions continue to be higher in Thanet than in any other Kent district.
- Admissions by age follow the general pattern for Kent. Age 30-44 was the largest age group for substance misuse. Age 45-64 had a higher number of admissions than age 30-44 for self-harm.
- Alcohol admissions were highest in Ramsgate residents and were elevated in Margate and Cliftonville residents. Substance misuse admissions

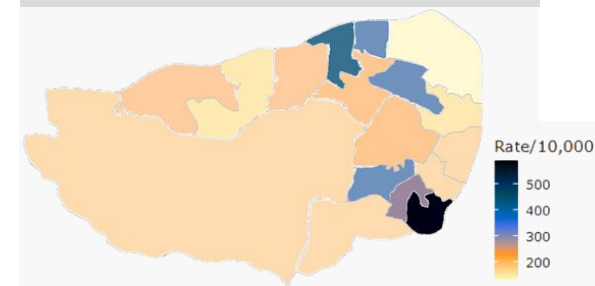
Hospital Admissions of Thanet residents in the last 5 years



Alcohol Related Admissions in Thanet in 22/23 by resident location.

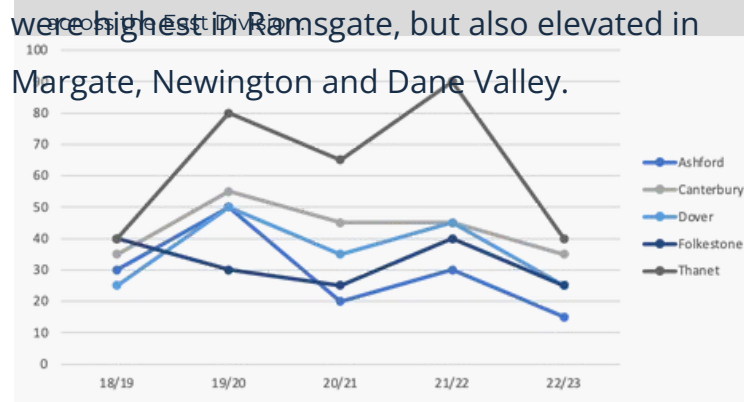


Substance Misuse Admissions in Thanet in 22/23 by resident location.



- The number of emergency admissions for assault reduced substantially for Thanet residents in 22/23. This number has returned to the level seen in 18/19 after three years of elevated levels.
- Whilst Thanet still has the highest number of assault admissions in the East division, the 22/23 figures are closer to the other districts compared to previous years.

Emergency Hospital Admissions for Assault in the last 5 years

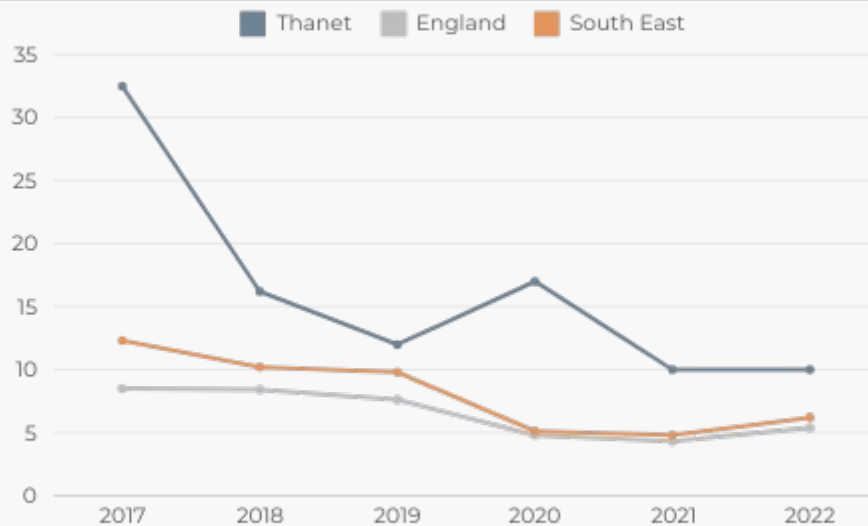




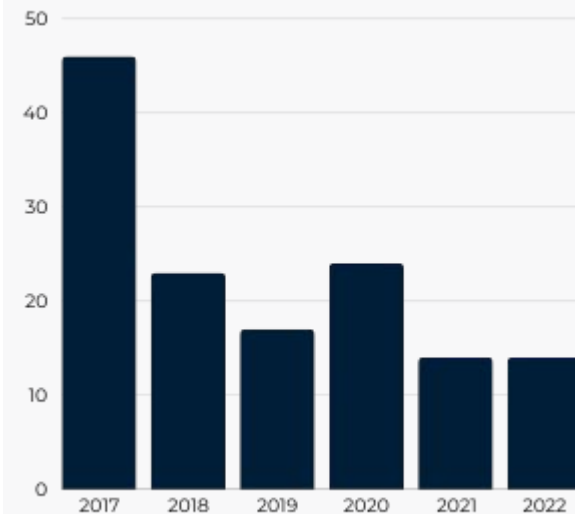
Sleeping Rough

- The number of people sleeping rough in Thanet has decreased over the last few years.
- The rate of people sleeping rough in Thanet is much higher than the national average and average for the South East.

Rate of people sleeping rough per 100,000 people from 2017-22



Number of people sleeping rough in Thanet from 2017-22.





Modern Slavery

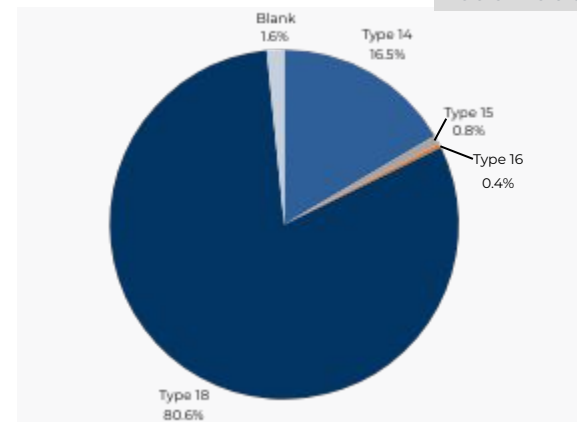
There were 248 Modern Slavery National Referral Mechanism (NRM) referrals in Thanet in the 23-24 period (April 23 - Feb 24).

Type	Total
DtN	153
NRM	248
None	1
Total	402

Outcome	Total
Type 14 - Evidential Difficulties Victim Based - Suspect Not Identified: Crime confirmed but the victim either declines or unable to support further police investigation to identify the offender.	41
Type 15 - Named Suspect Identified: Victim supports police action but evidential difficulties prevent further action.	2
Type 16 - Named Suspect Identified: Evidential difficulties prevent further action: Victim does not support (or has withdrawn support from) police action.	1
Type 18 - Investigation Complete; No Suspect Identified: Crime investigated as far as reasonably possible - case closed pending further investigative opportunities becoming available.	200
Blank	4
Total	248

- The outcome of the 248 NRM referrals can be seen in the table to the left. The majority of referrals resulted in no suspect being identified.
- In the 1.2% of cases in which a named suspect was identified, further action was prevented by evidential difficulties.

Proportion of overall NRM referrals for each outcome.


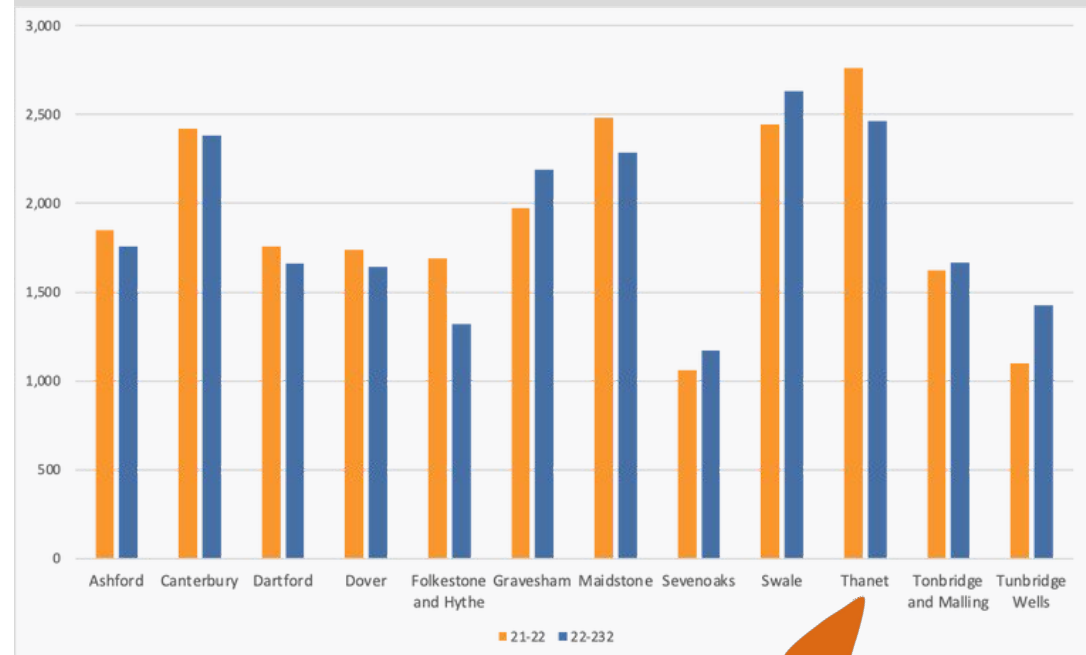




Anti-Social Behaviour (ASB)

- Tackling Anti-Social behaviour (ASB) is a large part of TCSP's remit. Out of all districts within Kent Divisions, Thanet sits 2nd for the most instances of ASB. Thanet has the highest number of police ASB calls in the East Division.
- After a significant reduction of 36.8% in ASB in the 21-22 period, Thanet has continued to reduce ASB by 10.8% in the 22-23 period.
- ASB peaks primarily in the summer months, which can be for a variety of reasons: tourism, school holidays, environment and higher opportunity.


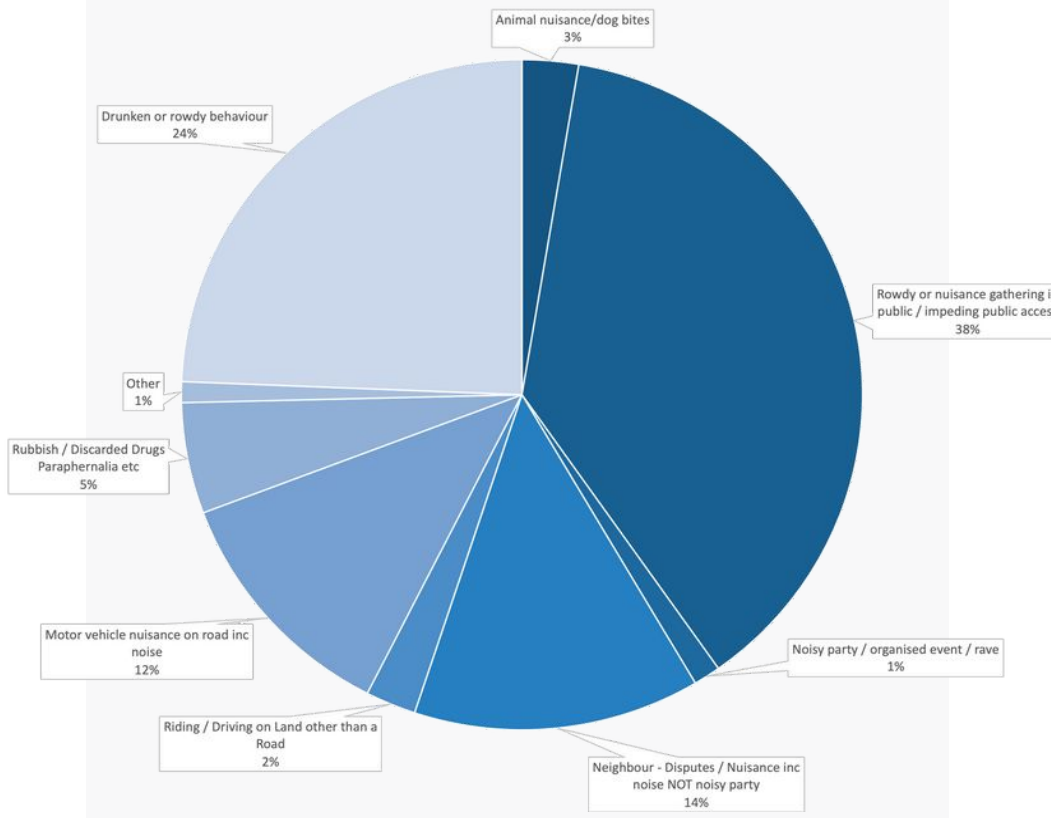
Total ASB reports across Kent districts in 2021-22 and 2022-23.





Anti-Social Behaviour (ASB)

Category of ASB behaviour reported in Thanet in 2022-23.



The most significant increases in ASB in the year 22-23 were seen in animal nuisance and motor vehicle nuisance, both of which roughly doubled compared to the previous year.

	This Year	Last Year	% change
Animal nuisance/dog bites	73	49	49.0%
Motor vehicle nuisance on road inc noise	269	175	53.7%

The most prominent ASB issues in Thanet are 'Drunken or Rowdy Behaviour' and 'Rowdy or Nuisance Gathering in Public' which collectively account for 62% of ASB reports in Thanet. This is followed by neighbour disputes accounting for 14% of reports. All three of these issues have seen positive improvements in the year

	This Year	Last Year	% change
Rowdy or nuisance gathering in public / impeding public access	952	1055	-9.8%
Drunken or rowdy behaviour	631	728	-13.3%
Neighbour - Disputes / Nuisance inc noise NOT noisy party	368	541	-32.0%



Community Reassurance

Neighbourhood Engagement Meetings

Neighbourhood Engagement Meetings are held every quarter in each of the 4 main towns in the Thanet District; Margate, Ramsgate, Broadstairs (including St Peters) and Birchington/Garlinge (including the villages). These meetings are led by members of the community and they are attended by representatives from Thanet District Council and Kent Police

Facebook Engagement

- The Thanet CSP Facebook page has gained 88 new followers since April 23.
- The average number of posts and reach of posts has decreased this year.
- However, the average interaction per post has increased slightly.

Social Media



TCSP's Facebook page has 1,400 followers.



The TCSP Instagram page has 250 followers and has published 123 posts.



The TCSP Twitter/X account has 519 followers.

Year	Average Number of Posts per Month	Average Reach per Post	Average Interaction per Post
22-23	11.4	996.8	8.2
	↓	↓	↑
23-24	9.7	831	8.3



Annual Resident Consultation



The **top 3 things** that influenced how unsafe people feel included:

1. Certain areas or locations
2. News in the local media



89%

Felt safe or very safe during the daytime



55%

Felt safe or very safe during the night-time.



70%

Reported their feelings of safety have stayed the same in the last 12 months.



57%

Had no incidents of noisy neighbours and/or loud parties.



45%

Had no incidents of people using or dealing drugs.



48%

Had no incidents of vandalism or other deliberate damage to property or

vehicles.



20%

Had 10 or more incidents of vehicles in their road that are causing a nuisance.



68%

Reported they were concerned or really concerned about nuisance parking.



47%

Reported they were concerned or really concerned about street drinkers.



53%

Reported they were concerned or really concerned about people dealing drugs.



31%

Reported they were concerned or really concerned about anti-social neighbours.

Conclusion



THANET **COMMUNITY**
SAFETY PARTNERSHIP

- Thanet has seen improvements in almost all areas in the last year and the data is demonstrating that things are heading in a positive direction.
- Nevertheless, the level of deprivation in Thanet far exceeds the rest of Kent and most of England. Alongside this, Thanet has inflated levels of unemployment, rough sleeping, mental health issues, looked after children, alcohol misuse and substance misuse. These risk factors make Thanet more vulnerable to crime and anti-social behaviour and contributes to why it continually has some of the highest levels of criminal behaviour in Kent.
- This is why it is important for us to highlight the improvements being made year-on-year to combat the disadvantaged position that Thanet is in.
- This year presents some of the first data that is not directly impacted by the Covid-19 pandemic. However, due to the current economic and cost of living crisis it is possible that identical issues will present themselves in the upcoming year: loss of jobs, businesses closing, mental health struggles and further deprivation.
- Despite the statistics at a glance still indicating serious issues in Thanet, Thanet is improving exponentially compared to most other districts.
- Notably, whilst most districts have seen a rise in weapon offences, Thanet has seen no change. The Tackling Knife Crime project comprised of Knife Amnesty Bins alongside The Knife Crime Awareness Programme, which adds an educational element around the law, impacts and safety of knife crime in educational settings across the Thanet district. These components may explain this comparatively positive outcome.
- Anti-social behaviour (ASB) in Thanet continues to see reductions, with the most prominent issues: drunken behaviour and rowdy gatherings; seeing the most substantial improvements. This could indicate that the implementation of the Alcohol and ASB Public Space Protection Order as well as the Coastal Enforcement Team show efficiency in tackling these issues.
- Whilst the current economic climate and level of deprivation are conducive to mental health remaining a prominent issue in Thanet; improvements are systematically being made. For example, Police are having better access to mental health services during crisis which may explain the marked reduction in the use of Section 136. Additionally, the steady increase in the use of mental health services may also be the result of reduced stigma surrounding help-seeking. With the new 'Right Person, Right Care' model being introduced this year, Thanet should see further success in the provision of mental health services.
- The Multi agency RISE team, embedded in 2018, also continues to work with rough sleepers whilst combating mental health, substance misuse and providing support for long-term resolutions. Statistics demonstrate another positive for Thanet district with a steady decline in rough sleeping since this team was formed.
- Drug-related issues have been highlighted as an area that could be improved. Increases in drug offences and particularly in drug trafficking as well as drug-related issues being a prominent mention in the neighbourhood perception survey, indicate that Thanet could benefit from a targeted project combating drug-related issues.
- Residents of the Thanet district have reported increased feelings of safety and there has been a greater reduction of offending behaviour this year compared to previous years.
- The projects currently being implemented by the TCSP value the safety plan priorities. These are supported through a multi-agency approach that shares resources for the best outcomes; 'Community Shield', 'Community Engagement', 'My Night Out', 'VAWG', 'In Her Shoes' and 'Tackling Knife Crime' consistently raise awareness and directly impact vulnerable groups, which may account for these positive developments.

2023 - 2026 Priorities



THANET COMMUNITY
SAFETY PARTNERSHIP



REDUCING SERIOUS VIOLENCE

- Knife Crime
- Assaults
- Domestic Abuse
- Violence Against Women and Girls
- Gang Violence
- Mental Health
- Poverty and Unemployment
- Exploitation
- Diversionary Activities
- Sexual Offences
- Safeguard Adults
- Safeguard Young People
- Disruption of Crime
- Burglary Dwelling
- Hate Crime
- Cyber Crime
- Complex Fraud
- Street Robbery
- County Lines
- Organised Crime Groups



SAFER PEOPLE

- Building Young People's Resilience
- Building Adult Resilience
- Domestic Abuse
- Mental Health
- Substance Abuse
- Serious Financial Crime
- Child Sexual Exploitation
- Violence Against Women and Girls (VAWG)
- Fraud
- Reducing Offending/Reoffending
- Radicalisation
- Cuckooing
- Modern Day Slavery
- Rehabilitation of Offenders
- Rehabilitation of Substance Misuse
- Supporting Victims of Crime
- Supporting Families



SAFER PLACES

- Anti-social Behaviour
- Open Spaces
- Town Centres
- Housing Conditions
- Substance Misuse
- Human Trafficking
- Modern Day Slavery
- Diversionary Activities for Young People
- Environmental Crime
- Events
- Mental Health
- CCTV
- Unauthorised Encampments
- Safe Spaces
- Designing Out Crime
- Improper Use of Land
- Target Hardening
- Fly Tipping
- Transient Population Management